





District Health Assessment for Multiple District 354 through December 2025

		Clubs							Membership							Member Strength		Cancellation		Reports			Finance		Leadership		
District Name	Status/ Number of Months in Status *	Active Clubs	Clubs in Status Quo	Total Clubs	% Status Quo Clubs in Financial Suspension	New Clubs	Cancelled Clubs	YTD Net Club Gain/ Loss	Current Members In Active Clubs	Current Members In Status Quo Clubs	Current Total Members Count	YTD Add	YTD Drop	YTD NetGrowth (includes Active and Status Quo)	YTD NetGrowth% (includes Active and Status Quo)	Member Count 12 Months Ago	Average Member Count Per Club	% of Clubs with less than 20 members	Average Cancelled Club Age	Members Lost Due to Cancelled Clubs	% of Clubs Reporting Service	% No MMR in 3 Months	% No Officer Report in 12 months	% of Clubs with balance 90+ days	Number of Zone Chairs Recorded	Number of Region Chairs Recorded	District Officers Vacancies **
354 A		74	0	74	0%	0	1	-1	1893	0	1893	158	215	-57	-2.92%	1,942	26	38%	1	22	61%	41%	4%	30%	19	8	GLT,GST
354 B		153	0	153	0%	1	2	-1	5229	0	5229	405	414	-9	-0.17%	5,508	34	15%	11	22	0%	16%	5%	3%	27	13	
354 C		83	0	83	0%	2	1	1	1657	0	1657	169	146	23	1.41%	1,630	20	49%	5	5	0%	54%	2%	30%	9	5	GLT,GMT,GST
354 D		199	1	200	100%	3	2	1	5418	15	5433	439	1554	-1115	-17.03%	6,393	27	35%	16	58	0%	54%	8%	5%	0	0	GLT,GST
354 E		103	0	103	0%	2	0	2	3218	0	3218	301	228	73	2.32%	3,284	31	15%	0	0	0%	37%	2%	5%	0	1	GLT,GST
354 F		76	0	76	0%	2	2	0	1876	0	1876	238	282	-44	-2.29%	1,901	25	39%	14	18	0%	37%	61%	29%	0	0	GLT,GST
354 G		54	0	54	0%	0	0	0	2568	0	2568	116	134	-18	-0.70%	2,626	48	6%	0	0	0%	35%	0%	0%	0	0	GLT,GST
354 H		57	0	57	0%	0	0	0	1673	0	1673	122	157	-35	-2.05%	1,651	29	23%	0	0	81%	40%	0%	5%	22	6	2nd VDG
		799	1	800	100%	10	8	2	23532	15	23547	1948	3130	-1182	-4.78%	24,935	29	28%	11	125	11%	40%	10%	11%	77	33	




District Health Assessment for Multiple District 355 through December 2025

		Clubs							Membership							Member Strength		Cancellation		Reports			Finance	Leadership			
District Name	Status/ Number of Months in Status *	Active Clubs	Clubs in Status Quo	Total Clubs	% Status Quo Clubs in Financial Suspension	New Clubs	Cancelled Clubs	YTD Net Club Gain/Loss	Current Members In Active Clubs	Current Members In Status Quo Clubs	Current Total Members Count	YTD Add	YTD Drop	YTD NetGrowth (includes Active and Status Quo)	YTD NetGrowth% (includes Active and Status Quo)	Member Count 12 Months Ago	Average Member Count Per Club	% of Clubs with less than 20 members	Average Cancelled Club Age	Members Lost Due to Cancelled Clubs	% of Clubs Reporting Service	% No MMR in 3 Months	% No Officer Report in 12 months	% of Clubs with balance 90+ days	Number of Zone Chairs Recorded	Number of Region Chairs Recorded	District Officers Vacancies **
355 A		166	0	166	0%	4	0	4	5927	0	5927	598	544	54	0.92%	6,272	36	17%	0	0	3%	30%	2%	0%	0	0	GLT,GST
355 B1		86	0	86	0%	2	0	2	3540	0	3540	506	260	246	7.47%	3,432	41	8%	0	0	0%	23%	2%	9%	38	8	GLT,GST
355 B2		57	0	57	0%	0	0	0	1827	0	1827	117	63	54	3.05%	1,894	32	14%	0	0	5%	44%	0%	7%	15	4	2nd VDG
355 B3		69	0	69	0%	0	1	-1	2975	0	2975	208	116	92	3.19%	2,977	43	13%	35	1	90%	43%	1%	0%	0	0	
355 C		104	0	104	0%	0	0	0	4453	0	4453	319	387	-68	-1.50%	4,701	43	10%	0	0	89%	28%	1%	0%	19	9	GLT,GST
355 D		82	0	82	0%	1	4	-3	2552	0	2552	334	276	58	2.33%	2,568	31	23%	30	33	0%	24%	2%	5%	29	8	GLT,GST
355 E		52	0	52	0%	0	6	-6	1671	0	1671	144	361	-217	-11.49%	1,999	32	15%	20	221	0%	42%	96%	35%	0	0	GLT,GST
		616	0	616	0%	7	11	-4	22945	0	22945	2226	2007	219	0.96%	23,843	37	15%	25	255	26%	32%	10%	6%	101	29	



District Health Assessment for Multiple District 356 through December 2025

		Clubs							Membership							Member Strength		Cancellation		Reports			Finance	Leadership			
District Name	Status/ Number of Months in Status *	Active Clubs	Clubs in Status Quo	Total Clubs	% Status Quo Clubs in Financial Suspension	New Clubs	Cancelled Clubs	YTD Net Club Gain/Loss	Current Members In Active Clubs	Current Members In Status Quo Clubs	Current Total Members Count	YTD Add	YTD Drop	YTD NetGrowth (includes Active and Status Quo)	YTD NetGrowth% (includes Active and Status Quo)	Member Count 12 Months Ago	Average Member Count Per Club	% of Clubs with less than 20 members	Average Cancelled Club Age	Members Lost Due to Cancelled Clubs	% of Clubs Reporting Service	% No MMR in 3 Months	% No Officer Report in 12 months	% of Clubs with balance 90+ days	Number of Zone Chairs Recorded	Number of Region Chairs Recorded	District Officers Vacancies **
356 A		115	0	115	0%	0	0	0	4032	0	4032	485	299	186	4.84%	4,319	35	11%	0	0	0%	31%	100%	43%	0	0	2nd VDG, GLT, GST
356 B		72	0	72	0%	1	2	-1	1532	0	1532	180	141	39	2.61%	1,587	21	47%	25	18	0%	57%	8%	8%	17	5	1st VDG, 2nd VDG, GLT, GST
356 C		106	0	106	0%	2	2	0	4200	0	4200	440	258	182	4.53%	4,175	40	15%	25	24	0%	45%	13%	3%	2	10	GLT, GST
356 D		104	0	104	0%	2	2	0	3304	0	3304	327	209	118	3.70%	3,391	32	19%	7	0	84%	41%	1%	13%	23	9	
356 E		106	0	106	0%	3	0	3	4621	0	4621	477	221	256	5.86%	4,681	44	9%	0	0	0%	41%	3%	12%	26	10	GLT, GST
356 F		88	0	88	0%	0	1	-1	2768	0	2768	147	181	-34	-1.21%	2,853	31	23%	43	0	0%	52%	2%	7%	13	8	GLT, GST
		591	0	591	0%	8	7	1	20457	0	20457	2056	1309	747	3.79%	21,006	35	19%	23	42	15%	43%	24%	15%	81	42	

* - District Status: P - Provisional, T - Transitional.
** - District Officers Vacancies: DG - District Governor, 1st VDG - First Vice District Governor, 2nd VDG - Second Vice District Governor.